


YEAR 3: SUMMER 1 2024

The children have completed the following learning this half term

English



Handwritten student work for two days. The first page is dated Tuesday 16th April 2024 and contains a table for a word search activity, a practice question about the word 'unhappily', and several comprehension questions with handwritten answers. The second page is dated Wednesday 17th April 2024 and contains a table for a word search activity, a practice question about the word 'unhappily', and several comprehension questions with handwritten answers.

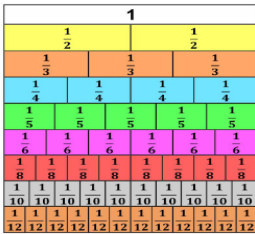
The children began the half term by reading different books in the Mr. Majeika series. After answering retrieval, language and inference questions, they retold one of the episodes. Next, they wrote a new chapter, including their own magic challenges and choosing a happy or sad ending

The children also explored adverts and persuasive writing. They looked at food packaging and read adverts on healthy eating. They wrote an advert on Healthy eating, persuading people to cut back on fats.

The focus for Oracy has been A,B,C- using hand signals to agree, build on ideas and challenge.

Handwritten student work for Wednesday 15th May 2024. It includes a table for a persuasive language activity, a writing prompt about sugar, and several paragraphs of handwritten text. The text discusses the health benefits of sugar and the importance of eating a balanced diet. There are also illustrations of a smartphone, a banana, a red apple, a yellow banana, a red apple, and a yellow banana.

Maths



Thursday, 25.04.24
 L1: To compare fractions
 SC: - find the fractions on the fraction wall
 - use the fraction wall to compare
 - use >, <, = to write the inequality statement
 Reflection: How successful were you today? Did you have any useful learning mistakes?
 SA T
 (M) JK
 1 > 1/2 ✓
 2 > 1/3 ✓
 1 > 1/4 ✓
 5 > 1/6 ✓
 1 < 1/5 ✓
 4 < 1/6 ✓
 1 < 1/7 ✓
 1 < 1/8 ✓
 2 > 1/9 ✓
 5 > 1/10 ✓
 6 > 1/11 ✓
 2 < 1/12 ✓
 5 < 1/12 ✓
 3 < 1/12 ✓
 1 < 1/12 ✓
 6 < 1/12 ✓
 7 > 1/12 ✓
 1 > 1/12 ✓

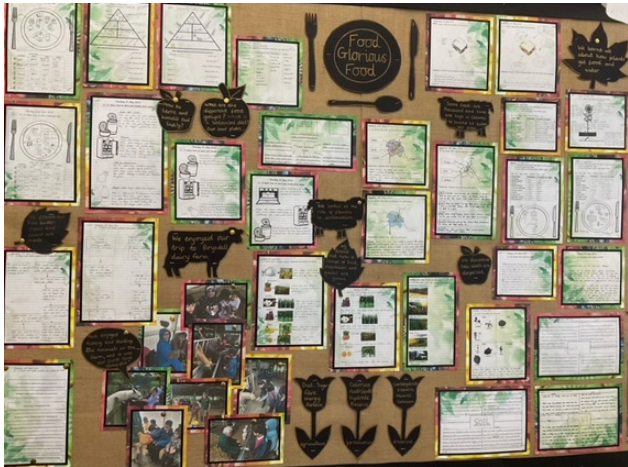
In Maths the children began by continuing with the fraction unit; they learned about mixed numbers as well as adding, subtracting and comparing fractions. They used fraction walls to help them compare fractions.

Thursday, 09.05.24
 L1: to measure capacity
 SC: - find what the interval is worth
 - read the scales
 - know that 1l=1000ml
 Pupil Teacher
 Reflect
 To work out how much liquid is in a measuring jug, I need to write it out if it's millilitres or litres.
 Record how much liquid there is in each container.
 a)
 b) How much is in each jug?

 Which measure would you use? Write millilitres or litres under each item.
 a) 1 litre
 b) 100 ml
 c) 1 litre
 d) 100 ml
 e) 100 ml

They then moved on to looking at weight, converting different units and reading scales. Next they measured capacity, converted units and solved problems.

Topic -Food, Glorious Food



For their topic, the children learned about different types of food and the importance of having a balanced diet. They also learned that some foods are processed and how to read food labels. They also learned about soil, its importance, the way it's formed and what soil contains.

Trip -Boydell farm



To support their learning the children visited a dairy farm where they learned more about animals and how milk is processed. They had the chance to touch and feed lambs, cows, rabbits, guinea pigs, chicks etc.

Make it Real - Pickles and jam making



To consolidate their learning, they completed a **Make it Real** project which involved children making pickles and jam in the food lab.

Other Subjects

The theme for **PSHCE** was 'Relationships'. This involved children identifying people they care about, learning how to look after a pet, understanding feelings of jealousy and how to solve conflict using the traffic light system, as well as discussing loss and feeling associated with it.

Our topic for **RE** was Why people pray. The children discussed different reasons why people might pray and understood that praying is similar to communicating with God. They learned more about how Muslim prepare to pray and the importance of praying five times a day .

In **PE**, the children have been developing their skills in badminton such as learning how to throw a shuttlecock and work in pairs. They also learnt how to read a map as part of the OOA unit - outdoor adventurous activities.


PSHCE



PE



RE



In **Art** , the children developed their drawing skills by creating still life drawings. Next, they used watercolours to create a wash. Finally they used paint, crayons, oil pastels and felt tips to create a mixed-media garden scene.

In **Computing** the children have been learning how to create posters using Adobe Express. They applied their use of Adobe Posters to support their learning in Science by creating an advert on healthy eating.


In **French**, children learned to describe taste, and how to say what they like and what they don't like.

The theme for our **Design Technology** day was Food Technology. The children used the food lab to make pickles and jam. They kept safe by washing hands before and after touching food; they also learned about the importance of sterilising jars before using them.

Art



French



Computing

