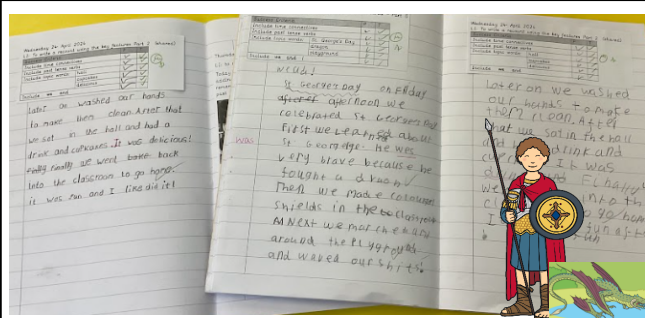


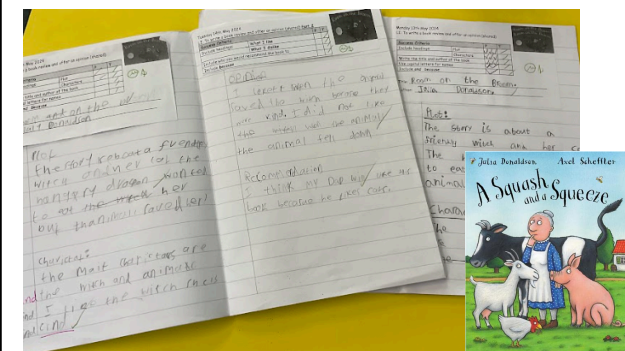
YEAR 1: SUMMER 1 2024

The children have completed the following learning this half term

English




The children began the half term by looking at recounts; retelling a real event in order. They wrote their own recount about our St. George's Day picnic, including time connectives, past tense verbs and exclamation marks.



The children also explored how to write a book review. They read various books by Julia Donaldson and wrote a review independently about 'A Squash and a Squeeze.'

The focus for Oracy has been asking questions. To support this, they looked at using 'Wh' question words and used hot seating - taking turns to pretend to be the witch from 'Room on the Broom' to ask and answer questions.

Maths




In Maths, the children began by counting in 2s, 5s and 10s up to 50. They then moved onto solving simple multiplication and division number sentences by making groups to find the answer. They looked at doubling and halving numbers. They also explored how to find halves and quarters of shapes and objects.

Topic - History



For their Topic learning, the children learned all about King Charles III and King Henry VIII as part of 'The Two Kings.' They learned the names of the royal family and the duties of the monarch and how they work together with the Prime Minister.



They compared this with monarchs from the Tudor times and learned how Tudor palaces were built as well as the different foods people used to eat at a Tudor banquet. They also looked at how clothes have changed over time.

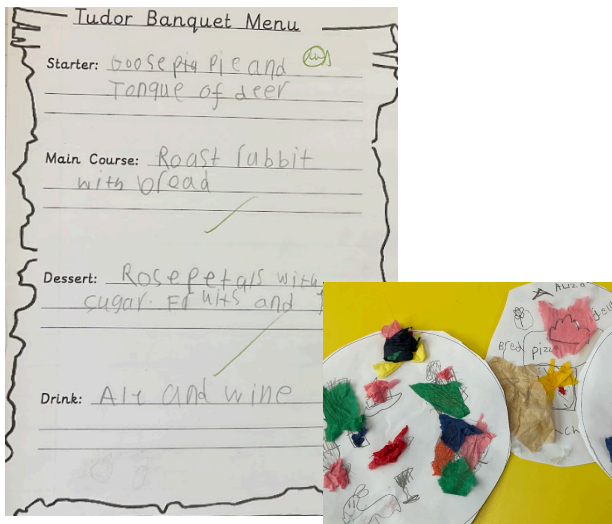
Trip



To support their learning the children visited Hampton Court Place. They saw King Henry VIII's apartments and what a Tudor kitchen was like. They even saw his crown!

They also visited The National Portrait Gallery to link to their Art work on portraits. They saw portraits of kings and queens and had a go at drawing them there too.

Make it Real



To consolidate their learning, they completed a **Make it Real** project which involved designing a menu for a Tudor banquet and then creating food out of crepe paper.


Other Subjects

The theme for **PHSE** was 'Relationships'. This involved the children discussing friendships and the importance of kind words and kind hands when we greet our family and friends.


Our topic for **RE** was 'To know belonging is an important part of our lives'. They considered who or what they might belong to and compared a Christian baptism to a belonging ceremony in Islam.

In **PE**, the children have developed their skills during 'Send and Return.' They have been building on last term to practise feeding the ball to a partner with underarm throwing and bouncing then catching or returning the ball back with their hand to form a rally. They have used a cone and a bench to aim, throw and hit the ball back over to their partner.


PHSE big book



PE



RE big book



In **Art**, the children looked at portraits of King Charles III, paying attention to the symbols used and what they might represent. For their final piece, they planned and painted their own self-portrait using symbols to express what is important to them.

Meanwhile in **Music** the children have been exploring 'Pulse & Rhythm.' They looked at the difference between the two and clapped along to songs to make a 4/4 beat. They created this rhythm using percussion instruments and made music using other objects such as rolled up newspapers and plastic bottles.

In **Computing** the children used Purple Mash on the iPads to create digital art. They used 2Paint and 2Paint A Picture to make shapes and fill in objects to create a portrait of a king or queen in various styles, including Impressionism and Swirly.

Art



Music/ DT



Computing

