



YEAR 1: AUTUMN 2 2023

The children have completed the following learning this half term


English



In Year 1 the children began the half term looking at a story with a familiar setting called 'But Martin'. They identified all the characters and where it took place. They looked at the beginning, middle and the end of this story through story mapping and sequencing pictures of the events. They then independently rewrote the story themselves using adjectives, keywords and time connectives.




The children then explored looking at a non fiction information text called 'At School'. They looked at who helps them at school, the school day and how school has changed over time. They explored the contents page, headings and lots of information, photos and captions about schools. They then wrote about past and present schools by writing about what happened then and now.



Oracy

Finally they looked at a poem called 'The Rhythm of Life' by Michael Rosen where they listened and read the poem. Then they made up their own actions to go with the poem and created a Tell me grid giving more information about the poem. They created spider grams about what they use their hands and feet for then wrote their own poems to perform to the class.


Maths



In Maths, the children began by looking at subtraction where they were taking away different amounts of objects, using ten frames, number lines and part whole model to solve subtraction number problems and find out how many were left over. They then looked at 3d and 2d shapes where they were naming and describing their properties. After we explored money by recognising different coins and banknotes, compared small sets of coins and found the totals when we added

coins together. Finally we explored the length and height of a variety of objects which we measured using cubes.

Topic - History



For their Topic learning, the children learned about My School where they found out about Old Palace School and what schools were like in the past. They also looked at different plans. First they explored the plan of a room from an aerial view then ground level view. They looked at what objects go inside the plan.

We then moved onto the plans of our classroom and did a tour of the ground floor of our school, creating our own plans. We looked at the aerial view of the local area, landmarks, symbols and our addresses. We even went exploring on a local walk.

We then looked at photos of how places change over time and sequenced them on a timeline from a really long time ago until now. Finally we explored how schools were different a long time ago and compared what they used then and now.


Trip



To support their learning the children visited The Ragged School Museum. They found out about what a room was like years ago and all the objects that were used. They even got to experience a lesson in a classroom from Victorian times. They sat at desks on benches and used black boards with chalk to do the English and Maths learning. They found out how strict the teachers were then!

They also visited Bow Church to support them finding out about what Christians do at Christmas time. They looked around the church inside and heard the Christmas Nativity story being read by the vicar.

Make it Real



To consolidate their learning, they completed a **Make it Real** project which involved creating their own posters about their own favourite toys, what they are made from and where they play with them. Then we brought in our favourite toys to talk about at our class toy museum which our parents came along too. We showed our posters and some children shared a presentation about toys from years ago until now.

Our Festival Nativity Assembly



In Year 1 we acted out the Christmas story of The Nativity. Where the children pretended to be characters from the story. We had Mary and Joseph, angels, shepherds, wise men and even animals in our Nativity! The children did so well performing the story to the whole school.


Other Subjects

The theme for **PHSE** was 'Celebrating Differences'. This involved the children exploring how they are different to their friends and the different ways they are similar. We also looked at what bullying is and how being bullied might make you feel. We then went on to think about how to make a new friend.

Our topic for **RE** was 'To know who Jesus is and what happens at Christmas and why?'. The children learned about who Jesus is and the Christmas Nativity story of when baby Jesus was born, they found out why the church is important to Christians and how Christians celebrate Christmas by doing different things.

In **PE**, the children have been developing their skills during 'Attack Defend Shoot.' They have been using balls to play a variety of games in teams. They have used balls to shoot, throw, roll, defend goals and get points for their teams. They also learnt about Gymnastics, learning how to follow instructions, move using simple rhythms, copy and create different actions using parts of their bodies. They performed their own group movements to each other.


PHSE big book



PE



RE big book



In **Art**, the children developed their skills in drawing and painting. They explored different types of brush strokes used in Van Gogh's style. They created their own plans in the style of Van Gogh and created their own painting of a landscape bringing in their own images.

Meanwhile in **Music** the children have been learning about identifying sounds and using instruments to tell a story. This has involved finding out the names of different instruments and how they make different sounds using control as they play them. They also performed by playing their instruments to each other.

In **Computing** the children have been learning about E safety and created their own posters and discussed how to use computers safely in school and at home. They explored and found what a computer is and where you find them. They sorted pictures into computers and not computers, found out what computers are used at home and who uses computers for their jobs. They finally used Purple Mash to draw a picture of how computers help you to learn and wrote a sentence.

Art



Music/ DT



Computing



