

Phonics workshop



8th November 2023

THEP- The Partnership Programme

Aim

- 1) To promote the use of **phonics** as the **prime route** to reading **unknown words** before any subsequent comprehension strategies are applied- **get the word off the page first.**
- 2) This programme does not encourage children to guess unknown words from clues such as pictures of context.
- 3) Children apply their phonic knowledge and skills first.

Reading Framework (July 2021)

The simple view of reading

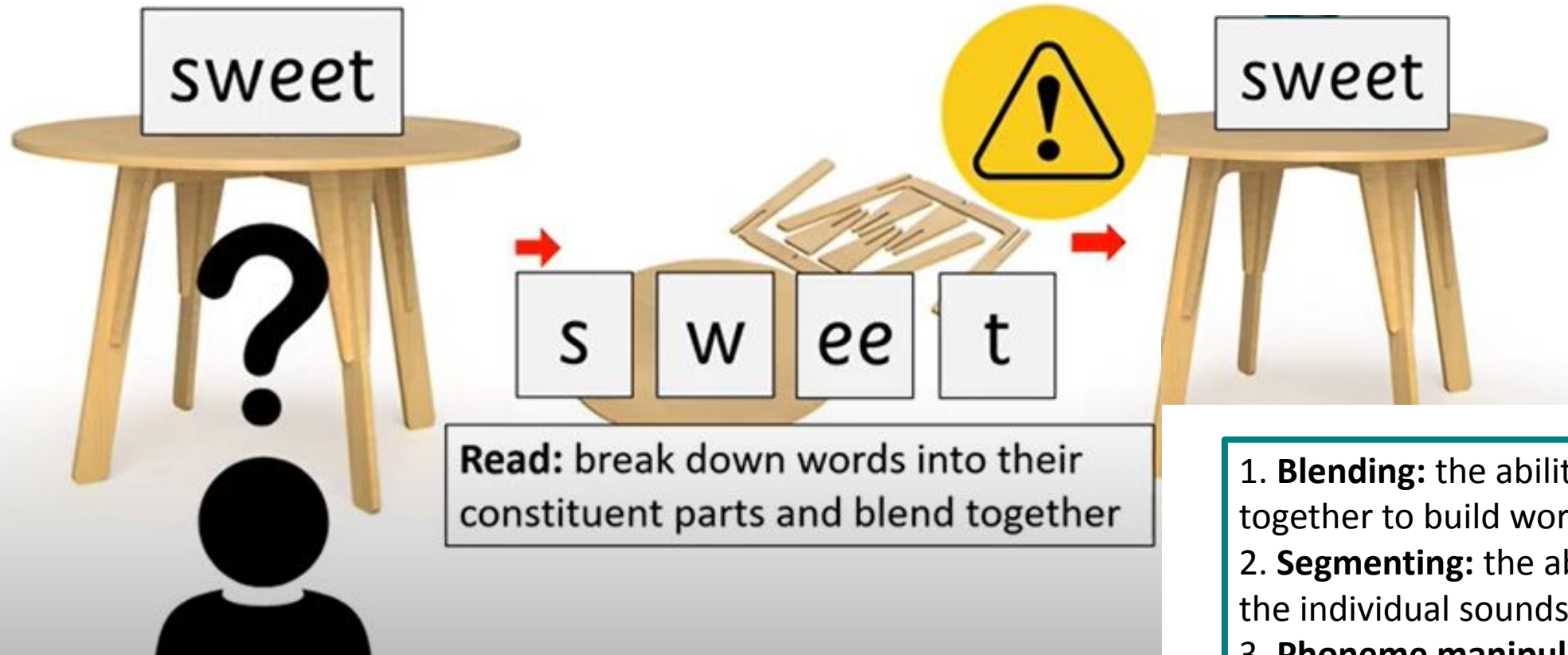


- **Children** need to have **proficient skills** in **word recognition** and **language comprehension**
- **Phonics** teaches **word recognition**.
- Chn read their **decodable books** which match their **phonics level** their **language comprehension** will develop.

Wider classroom environment:

- Rich Storytime
- Focused English core texts
- Guided reading using decodable books
- High emphasis on oracy

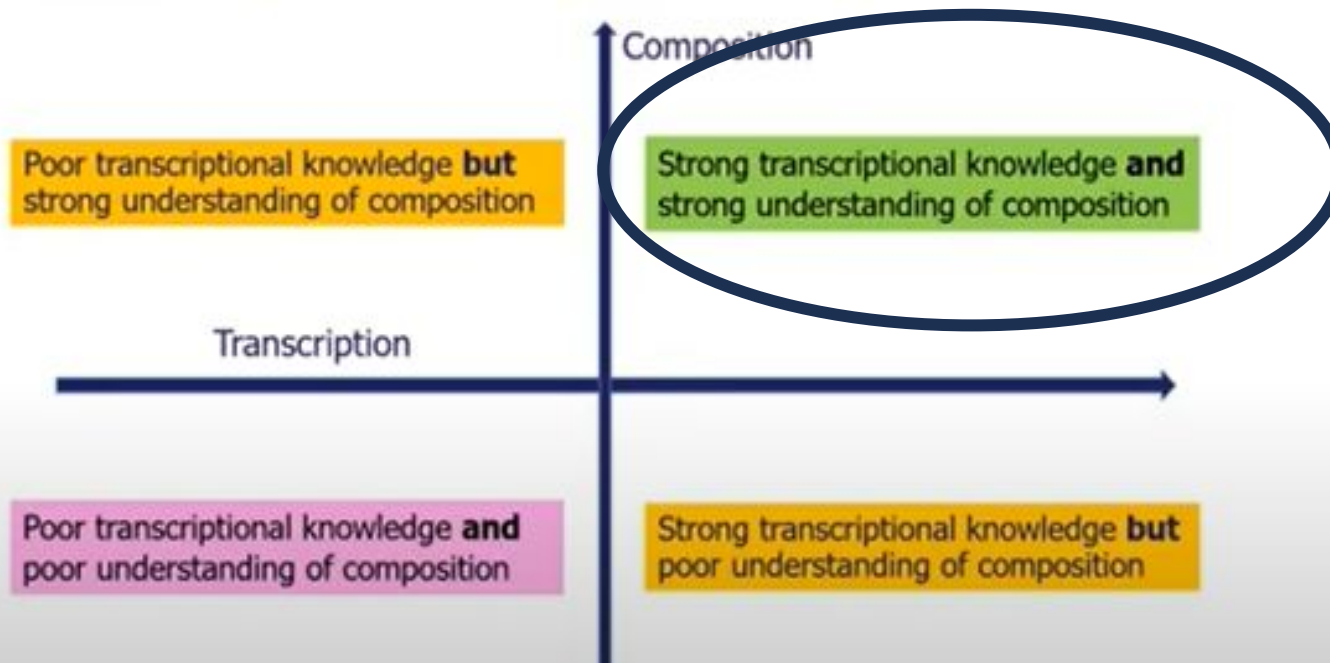
The process of learning to read is a bit like taking apart and then reassembling flat pack furniture.



1. **Blending:** the ability to push sounds together to build words.
2. **Segmenting:** the ability to pull apart the individual sounds in words
3. **Phoneme manipulation:** the ability to insert sounds into and delete sounds in words. Necessary for alternate spellings.

Reading Framework (July 2021)

A similar way of looking at writing

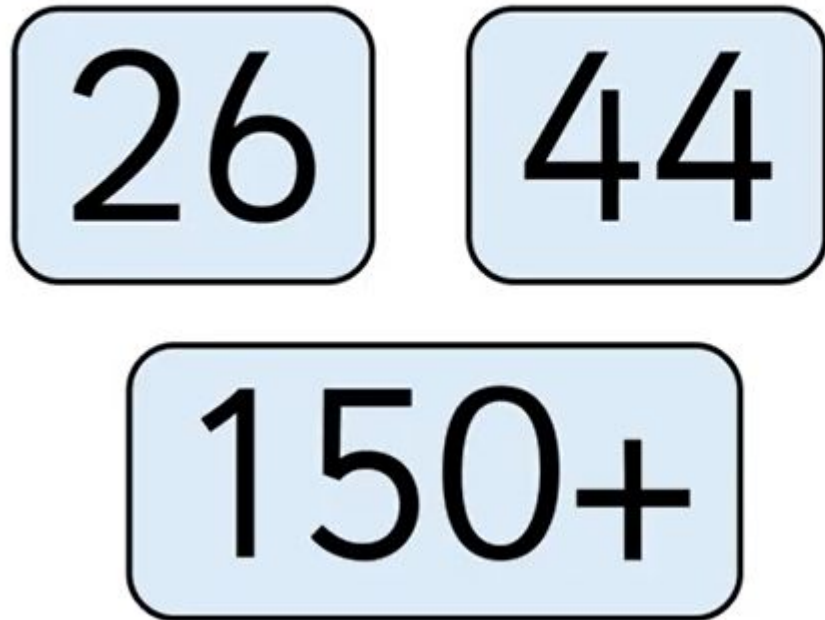


Phonics supports **letter formation** in the early stages

Then goes onto to support **spellings** by looking at the combination of the letters needed to spell a word.

What do you think the numbers represent?

Phonics is a method of teaching reading by matching sounds to letters and groups of letters.



Grapheme Phoneme Correspondence

26- letters in the alphabet
(graphemes)

44- sounds (phonemes)

Over 150- these 44 sounds have over a
150 ways of being spelt. Some sounds
have more than one spelling for that
sound.

Phase 2- (8 weeks in total)

- Learn to read **23 GPC**,
- Learn to **read** from end of **set 1**
- Will **read decodable books** from the end of **set 2**
- Learn **the letter formation for 19/26 letters**, Learn to spell words & phrases that use these GPCs
- Learn **12 tricky words**.

Phase 2 (8 weeks) – Reception (autumn term)

						Tricky words
Set 1	s	a	t	p		n/a
Set 2	i	n	m	d		the, is
Set 3	g	o	c	k		to
Set 4	ck	e	u	r		no, go, of
Set 5	h	b	f/ff	l/ll	ss	into, I, her, has, put, as

Phase 3 (14 weeks)

Phase 3 (14 weeks) – Reception (autumn/spring term)

Phase 3 (part 1)

						Tricky words
Set 6	j	v	w	x		me, be
Set 7	y	z/zz	qu			he, my, by, she
Set 8	ch	sh	th	ng	nk	they, push

Phase 3 (part 2)







						Tricky words
Set 9	ai	ee	igh	oa	oo/oo	we, are
Set 10	ar	or	ur	ow	oi	you, all, was
Set 11	ear	air	ure	er		give, live, sure, full, pull

- Learn **28 GPCs**
- Learn **letter formation for the remaining 6** letters of the alphabet (phase 3, pt.1)
- Children will learn to read and spell words and sentences using phase 2 and phase 3 GPCs
- Children will **learn 18 more tricky words**

Letter formation resources

Phase 2 grapheme information support sheet

Phase 2 – Set 1

Grapheme and mnemonic		Pronunciation	Letter formation phrase	
s	 snake	Show your teeth. Let sssss hiss out.		Start at the snake's eye, slide down and around to its tail.
a	 apple	Open your mouth wide. Make the a sound at the back of your mouth, a a a .		Start at the stalk, go around the apple and down to the leaf.
t	 turtle	Open your lips. Put the tip of your tongue behind your teeth and press t t t .		Start at the turtle's head, go down shell to the tail, then across the top arms.


We will go through all the sounds and how to write them here.

Homework

Name: _____

Date: _____ Set 1 - a

Revise
Read the sound.




Hear
Say aloud each picture.




Say the first sound for each picture.

Read



a a a a



Write




Apply

Write the first sound for each picture.



Decodable book example



8 Kit and Dog got a cod!

Reading sentences

“If you sound out a word, re-read the word and start the sentence again.”

2 A cod in a pot.

How you can support your children

- Practise the sounds use the GPC sheet and the website

<https://www.the-partnership.org.uk/school-improvement/the-partnership-phonics-programme>

- Practise writing the sounds
- Support your children with reading the decodable books