



Year 1

# Year 1 Class Teachers



Mrs White



Ms Oliver



Ms Millward

# Year 1 Support Staff



# Safeguarding



Ms Millward



Ms Kurup

At Old Palace, we place a great importance on the welfare and safety of our pupils. Our Designated Safeguarding Lead is **Ms. Millward**. The deputy safeguarding lead is **Ms. Kurup**. Schools have a legal duty to safeguard and protect children. Staff have a duty of care so if they have any concerns they are required to report this to **Ms Millward** as part of their legal duties. Ms Millward also works closely with Shelly and Forida our Parent Support Workers and other external agencies in supporting families where needed. A copy of our Safeguarding policy can be found on the school website:

<https://oldpalaceprimary.co.uk/our-school/safeguarding/>

As a school we are fortunate to have a School Social Worker- Shahnaz Choudhury- who is onsite every Wednesday morning. She supports with 'Early Help' interventions that a family/ child may need. It is voluntary and she will be doing a coffee morning soon to introduce herself.



# Drop off's Pick up



## **Mobile Phones**

The use of mobile phones is not permitted on the school site

## **Drop off**

School gates will open at 8:50am and will close at 9:02am, anyone arriving after 9:02 will be marked as late.

We ask parents drop their children at the gates in the morning and then kindly move along to allow other parents to drop off. If you have an appointment or need to speak to an admin staff please make your way to the school office.

## **Home time (Pick up)**

Gates will open at 3:20 for collection.

Children in year 1 will line up under the covered way (outside the porch areas) and be dismissed by the teacher to adults on the collection list.

Parents should exit the school site promptly. Playground equipment should not be used at this time.

It is not permitted for children to ride scooter/ bikes in the playground

## **Bags and School Supplies**

- Please ensure your child brings their PE kit in **Every Monday**, this will return home with them on Friday.
- Children may bring their book bags back and forth to school each day.

# Attendance

It is important that you get your child to school every day and on time:

If your child misses...	That equals...	Which is...	And over 13 years of schooling that's...
1 day per fortnight	20 days per year	4 weeks per year	Nearly 1 ½ years
1 day per week	40 days per year	8 weeks per year	Over 2 ½ years
2 days per week	80 days per year	16 weeks per year	Over 5 years
3 days per week	120 days per year	24 weeks per year	Nearly 8 years

*If your child is late 10 minutes a day - surely that won't matter or affect my child..*

Only missing just..	That equals..	Which is...	Over 13 years of schooling that's...
10 minutes per day	50 minutes per week	Nearly 1 ½ weeks per year	Nearly ½ a year
20 minutes per day	1 hour 40 minutes per week	Over 2 ½ weeks per year	Nearly 1 year
30 minutes per day	Half a day per week	4 weeks per year	Nearly 1 ½ years
1 hour per day	1 day per week	8 weeks per year	Over 2 ½ years

# Attendance

It is extremely important to let the school know if your child will be absent that day, by calling the school office on the first day of their absence- stating the name, class and reason why.

If we don't hear from you:

First day calling – the school will attempt to contact parents by telephone on the first day of absence

Home Visits – if the school has been unsuccessful in contacting the parents by telephone, a visit to the child's home will be carried out on the second day of absence.

If there is still no contact, the school's Attendance Welfare Adviser (AWA) will be notified as it will be classed as a safeguarding concern and a Child Missing in Education form will be completed.

Reminder:

If you child has vomiting/ diarrhea- they can not return until 48hrs after the last episode to help prevent the spread of viruses

# Attendance Extended Leave

## Leave During Term Time

Please inform the office.

An Application for Leave during term time needs to be completed and handed back to the office.

Evidence will be requested alongside your application.

The AWA will be in touch to discuss your application.

A Fixed Penalty Notice can be issued if the leave request is marked as unauthorised. The full cost of a penalty notice is £120 per parent per child, payable within 42 days. The cost is reduced to £60 per parent per child if it is made within 28 days.

The payment is sent to Tower Hamlets, not the school.



# Uniform

*\*Please be sure to label your child's school uniform*

<https://oldpalaceprimary.co.uk/parents/uniforms/>

The uniform consists of the following:

- SCARLET jumper, kameez, sweatshirts or cardigans.
- WHITE Shirt or Polo shirt (Fred Perry style)
- BLACK or GREY trousers, skirts, salwar and jilbaab (girls) or the kurta and topi (boys).
- BLACK shoes (NOT TRAINERS)
- PLAIN head scarves white, black, grey or navy.



## PE Kit

When children participate in Physical Education lessons, children must change for all activities. Articles worn indoors must include plimsolls, shorts and a T-shirt. For swimming, a swimming costume and hat are required. Jewellery must be removed before the start of the lesson and head scarves either removed or replaced with a bandana, which will come off easily if it becomes caught. The PE kit should consist of:

- PLAIN T-shirt
- Shorts or tracksuit bottoms
- Plimsolls or trainers



## JEWELLERY

Children can wear small stud earrings but, no dangly earrings to be worn. Children are not permitted to wear chains, bracelets or rings.

# Medication

The school is able to administer prescribed medication as long as parents give consent  
Please take the medication to the office, where you will be able to sign the form

If your child has a medical condition such as asthma, epilepsy, eczema etc

- Must provide a copy of the Care Plan from your GP
- Medication in school
- Original packaging showing date and dose
- It is the responsibility of parents to ensure that medication is replaced when out of date

## Allergies

- If your child has an allergy they should have a Care Plan issued by the GP
- Lanyards and badges are worn in YR-Y3
- Menu is available on the school website. This details the allergens found in each dish

# Accidents

It is common for pupils to have bumps and grazes as they play

Each year group has a trained first aider. The school also has two pediatric first aiders

If a child has an accident, they are treated by the first aider. This is recorded on Cpoms which sends an alert to the office. The office will then text parents around 3pm to inform them that their child has had an accident, so they can speak to the teacher if they want further information. If an accident happens between 3-3.30pm, the teacher will report this direct to the parent.

In the case of more serious incidents which may require the child to visit A&E or for an ambulance to be called, the parent will be contacted immediately. For this reason it is important that emergency contact details are correct and that someone is able to get to the school quickly if needed.

In the case of these accidents an accident report is completed and a copy of which is also sent to the local authority.

The Premises Manager carries out daily health & safety checks.

The Local Authority visits to inspect our site, policies and procedures annually.

# Food & Water

We are a water only school - children should bring a clear water bottle to school each day, which they are able to refill no glass bottles.

Children in Yr & KS1 receive a piece of fruit each day

Children in KS2 are allowed to bring in a healthy snack

The school has a Healthy Eating policy in place, which is available on the website. This details what the children may/ may not bring in to school to eat, including packed lunches

The school menus is available on the school website. There is no meat option on Mondays and we only serve a dessert on Fridays. On the other days, children can choose fruit or cheese & biscuits

We celebrate each child's birthday by giving them a card made by the class. Sometimes parents also like to send in food - if this is the case please only send fruit/ be dried food - no chocolates please- and ensure there is enough for 30 children

We relax our Food Policy during the parties held for Christmas & Eid. We are also grateful for any food donations sent in by parents. Home cooked items should be labelled with the ingredients.

# Behaviour

We use the zones of regulation to support our Behaviour Policy. Children will use these at various points during the day to check in on how they are feeling and to remind them of strategies they can use to help them remain in the Green Zone



A copy of the school's Behaviour Policy can be found on the school website: <https://oldpalaceprimary.co.uk/wp-content/uploads/2022/09/Old-Palace-Behaviour-Policy-2022-.pdf>



We use the following language, when managing behaviour, to support pupils to be more reflective.

## Behaviour Chart

I am asking you...

I am reminding you...

1.	<input type="text" value="?"/> Michael
2.	<input type="text" value="?"/> Michael ✓
3.	<input type="text" value="Reset"/>

# Time to Reset

How are/were you feeling?

Why?

The BLUE zone	The GREEN zone	The YELLOW zone	The RED zone
  	  	  	  
How might you feel?	How might you feel?	How might you feel?	How might you feel?
sad tired bored moving slowly	happy okay focussed ready to learn	nervous confused silly not ready to learn	angry frustrated scared out of control

What will you use to help? Circle or write your own.

Stretch                      fidget box                      count

Take deep breaths                      close my eyes

Any other \_\_\_\_\_

How are you now?

I am okay and ready to learn ☐

I need to talk to an adult ☐

# Repair

## Time to Repair

1. What happened?
2. What were you thinking at the time?
3. How are you feeling?
4. Who has been affected and how have they been affected?
5. What should we do to put things right?
6. How can we do things differently in the future?

The BLUE zone	The GREEN zone	The YELLOW zone	The RED zone
<b>How might you feel?</b> sad tired bored moving slowly	<b>How might you feel?</b> happy okay focused ready to learn	<b>How might you feel?</b> nervous confused stuck not ready to learn	<b>How might you feel?</b> angry frustrated scared out of control
<b>What might help you?</b> Talk to someone Stretch Take a brain break Stand Take a walk Close my eyes	<b>What might help you?</b> The goal of this exercise is to get to the GREEN zone. What can you do to be happy, calm and ready to learn?	<b>What might help you?</b> Talk to someone Count to 20 Take deep breaths Squeeze something Draw a picture Take a brain break	<b>What might help you?</b> Stop what I'm doing Make sensible choices Take deep breaths Ask for a break Find a safe space Ask for help



**OLD PALACE PRIMARY SCHOOL**

10, LINDA'S STREET, OLD PALACE, LE10 1AB  
0115 933 0000  
www.oldpalaceprimary.co.uk



To the parent of carer of: \_\_\_\_\_ Class: \_\_\_\_\_ Date: \_\_\_\_\_

Dear Parent/Carer,

We are concerned about how your child behaved in school today and as a result has/will attend a repair session. At the repair session they will have a restorative conversation with a member of staff. The children discuss what has happened, how they are feeling, who has been affected and how and what they can do differently next time.

The repair session was given for:

☐ Verbal ☐ Verbal ☐ Disruption ☐ Fighting ☐ Sexual Abuse  
☐ Physical Abuse ☐ Other

Other \_\_\_\_\_

Please talk with your child about what happened and the importance of following our school rules.

Be kind  
Be respectful  
Be a great learner  
Be safe  
Be responsible

So we can be sure that you have received this letter, please sign it and send it back to school tomorrow.

Yours sincerely

Name of child \_\_\_\_\_ Class \_\_\_\_\_

I have spoken to my child about the incident, the choices they made and how they would better manage their emotions and behaviour next time.

Signature: \_\_\_\_\_

Please print your name \_\_\_\_\_ Date: \_\_\_\_\_



Headteacher: Mr G. Palmer MA (Hons)  
School Business Manager: Michelle Wainman

# Behaviour

## Parents/Carers

Work in partnership with school to ensure consistent messages are given about expected behaviours

- Support the school's rules and policies (we understand that from time to time, clarification might be required about the application of a particular rule, in such an instance we respectfully ask that you speak to the class teacher or Year Group Leader, as well as your child.)
- Inform school about any issues at home that might affect a child's learning or behaviour

# Year Group Newsletter

## King Charles III Coronation

To celebrate King Charles III Coronation, Year 1 will be learning all about what a coronation is and what will happen on the day of King Charles'. They will also have the opportunity to take part in activities during the week:

'Design a Stamp' and the winners will be announced in their phase assembly on **Friday 5<sup>th</sup> May**.

**Friday 5<sup>th</sup> May Picnic**- Year 1 parents are invited to Bob's Park to join their child for a picnic from 12:45pm-1:30pm to celebrate.

## Trips

### Hampton Court Palace Trip

To support the children's learning about Henry VIII, they will be visiting Hampton Court Palace to learn more about how the Tudors lived.

**Cost of the trip: £4**

10- Friday 12<sup>th</sup> May 2023

1D- Friday 19<sup>th</sup> May 2023

## Maths

Please see below the order of the topics the children will be focusing on this half term:

1. **Multiplication**- Count in 10s, 5s and 2, make/ add equal groups, make arrays, make doubles, solve word problems
2. **Division**-Make equal groups, share amounts equally, solve word problems.
3. **Fractions**- Find half and a quarter of a shape or object, solve word problems about halves and quarters.

Useful Links:

<https://ictgames.com/mobilePage/arrayDisplay/index.html>

<https://ictgames.com/mobilePage/doggyDivision/index.html>

## Other Subjects

**Art**- Royal Portraits (Painting)

**Computing**- 2 Paint a Picture app

**History**- The Two Kings

**Music**- Exploring Pulse and Rhythm

**PE**- Send and Return

**PSHCE**- Relationships

<https://oldpalaceprimary.co.uk/wp-content/uploads/2023/04/Y1-Long-Term-Curriculum-Map-TEMPLATE-apr.pdf>

## Key dates

Bank Holiday: Monday 1<sup>st</sup> May

Research Project 1 due: Friday 5<sup>th</sup> May

Kings Coronation Bank Holiday: Monday 8<sup>th</sup> May

10 Assembly: Wednesday 10<sup>th</sup> May

Research Project 2 due: Monday 22<sup>nd</sup> May

## Phonics Screening

At the beginning of Summer 2, all children in Year 1 will take part in a National Phonics Screening. I (Miss Millward) will be running a parent workshop this half term to update you on what it involves and how you can help at home. A text will be sent out in due course.

## English

Please see below the order of topics the children will be focusing on this half term:

1. **Book Reviews**- the children will be writing book reviews on the following books by Julia Donaldson: ***Room on the Broom, The Snail and the Whale, A Squash and a Squeeze.***
2. **Recounts**- the children will be writing recounts about their St George's Day picnic and the Coronation Picnic.

## Vocabulary

Word of the day: here are the new vocabulary words we will be introducing to the children this half term.

You may wish to practice these words at home!

Week 2	braid	shearing	waterfall	beak
Week 3	ditch	descending	toolbox	waddle
Week 4	cocoon	disgusting	wildlife	steep
Week 5	silent	amazing	suitcase	Ferris Wheel
Week 6	gigantic	terrifying	seashell	dodge

## PE

The children need to bring in their PE bag every **Monday** and take it home on a **Friday**. Year 1 have PE on a **Tuesday and Thursday afternoon** please ensure they have the appropriate kit.





# Homework

Year 1 will receive their homework every Friday.

Each week they are expected to complete the following:

- Weekly spellings
- Phonics
- Maths

They are expected to complete it by the following **Thursday**.

Children will also receive 2 library books bi - weekly on Fridays, which they take home to read. Please make sure these are returned to school on their **library day** so that they can receive new books. Teachers will remind pupils the day before book change. Please ensure your child is reading every day.

Homework will be sent out on the 14th September

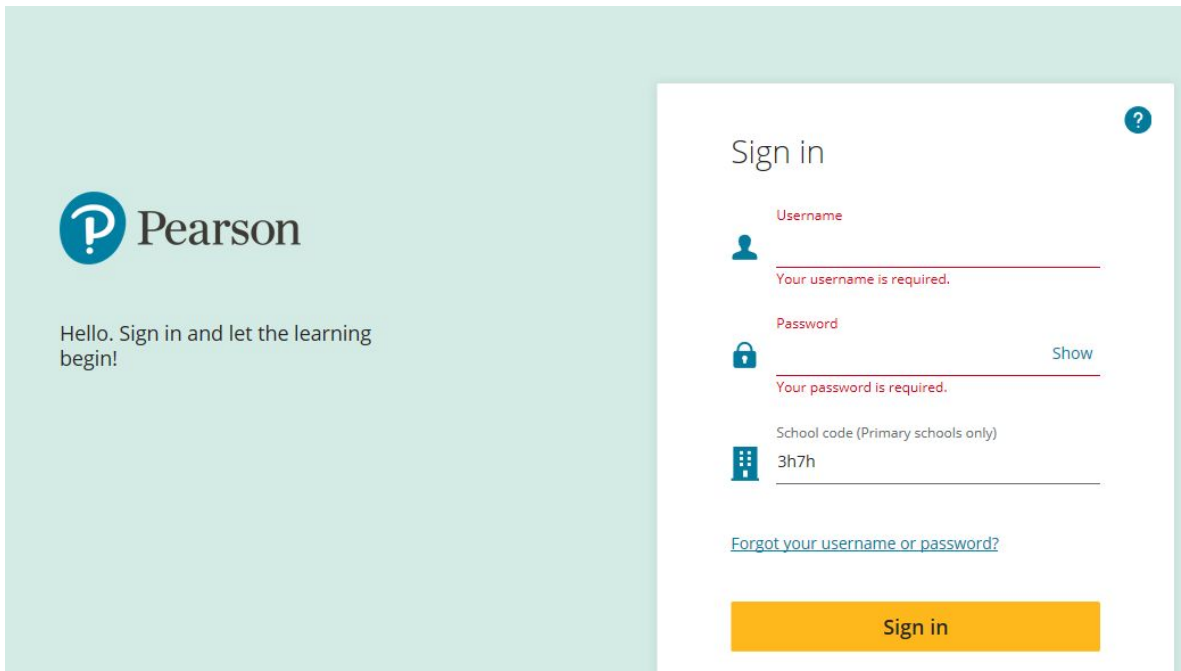
<https://oldpalaceprimary.co.uk/our-learning/homework/>

# Reading at Home

## Year 1 – Year 4

Pupils have access to Bug Club.

Each half term the school adds the titles to be read, which are appropriate for the child's reading level. Once children have read the book, there will be an opportunity for them to answer questions and complete a quiz. They will collect reward points as they go along which can be used to play games. Teachers will monitor pupil progress and share the information with them.



The screenshot shows the Pearson Bug Club sign-in interface. On the left, the Pearson logo is displayed above the text "Hello. Sign in and let the learning begin!". On the right, a white sign-in box contains the following fields and elements:

- Sign in** header with a help icon (?)
- Username** field with a person icon and the error message "Your username is required."
- Password** field with a lock icon, a "Show" link, and the error message "Your password is required."
- School code (Primary schools only)** field with a grid icon and the value "3h7h"
- [Forgot your username or password?](#) link
- Sign in** button

## Bug Club

School Code: 3h7h

**Bug Club drop ins for parents,**

**Tuesday 12th, Wednesday 13th, Monday 18th  
September 2:30pm- 3:30pm**

# What the school day looks like

## Year 1 Autumn 2023

	8.50 - 9.00	9.00 – 9.20	9:20-10:25		B R E A K 1 0: 2 5 – 1 0: 4 0	10:40 – 11:00	11:00-11:45	L U N C H 1 1: 5 0– 1: 0 0	1pm-1:10 pm	1:10-1:20	1:20-2:10pm	B r e a k 2 : 1 0 – 2 : 2 5	2:25 – 3:10	3:10-3:25	3:25-3:30
M o n	EMW Phonic s	Until 9:30am KS1 assembly	English			Phonics	Maths		Word of the day	Fit in 5	Computing		Art	Story time	P r e p f o r H o m e t i m e
T u e s	EMW Numb er	Phonics	English			Guided reading	Maths		Word of the day	hand writing	PE		Topic	Picture News	
W e d	EMW Map	Phonics	9:25-10:00 Grammar	Whole School Assembly 10:00-10:20		Guided reading	Maths		Word of the day	Fit in 5	PSHE		Topic	Story time	
T h u r s	EMW Phonic s	Phonics	English			Guided Reading	Maths		Word of the day	Hand writing	RE		PE	Story time	
Fr id a y	EMW Thinki ng	Phonics	English			KS1 assembl y	Maths		Word of the day quiz	Han dwrit ing	Topic  Library book change 1pm-2:15pm/ Reading for pleasure		Music	Story time	

# Phonics

Phonics every day from 9am.

x 3 guided Reading sessions  
using decodable books.

They will move onto bench  
marking books, once they are  
on phase 4 phonics and  
secure

## Phase 1

- 1) tuning in to sounds
- 2) listening and remembering sounds
- 3) talking about sounds  
(so basically being aware that words are made of graphemes and phonemes).
- 4) orally sounding out words to identify and spell them.
- 5) Hearing words that start and end with the same sounds.

## Phase 2

Learning which letter makes which sound (one set taught per week):

- Set 1: s a t p  
Set 2: i n m d  
Set 3: g o c k  
Set 4: ck e u r  
Set 5: h b f, ff l, ll ss

## Phase 3

- Set 6: j v w x  
Set 7: y z, zz qu  
ch, sh th ng ai ee igh oa oo ar or ur ow oi ear air ure er

## Phase 4

No new graphemes  
Practicing all the graphemes and blending them together to make words.  
This phase includes learning to read and spell longer words.

## Phase 5

New graphemes:

ay (day) ou (out) ie (tie) ea (east) oy (boy) ir (girl) ue (blue) aw (saw)  
wh (when) ph (photo) ew (new) oe (toe) au (Paul)  
Split digraphs (where the sound is split by another letter)  
a-e (make) e-e (these) i-e (like) o-e (home) u-e (rule)


New pronunciations for known letters:

i (fin, find), o (hot, cold), c (cat, cent), g (got, giant), u (but, put (in south of England), ow (cow, blow), ie (tie, field), ea (eat, bread), er (farmer, her),  
a (hat, what), y (yes, by, very), ch (chin, school, chef), ou (out, shoulder, could, you).

# Phonics Screening

Phonics Screening

Week commencing 11th June





# Trips

Information about trip dates, costs and links to their topic will be included in the year group newsletter sent out at the beginning of each half term. A copy of this is also saved on the school website. Please be sure to read through the newsletter and the teachers will be happy to answer any of your questions!

This half term the children will be visiting the **Science Museum** to learn more about materials around the home. Freebie!



We are visiting the Ragged Museum to learn more about what school life was like during the Victorian period. The cost of the trip is £4

We don't take cash payments for trips- please use School Money to make payment. If you are having issues, please speak to the office and they can help.

# Performances

Each year the following performances take place:


1 class performance each.

1 year group festival performance- Year 1 Nativity! Will be on Wednesday

We request no filming or taking pictures during these performances to protect the safety of our children and yourselves.

We record all performances.

You have an opportunity to take pictures at the end with your child.



## Clubs

### ***Breakfast club***

From 8:00 onwards £2 per child per day  
Children will be provided with a breakfast and activities

- After school clubs will begin the week beginning 18<sup>th</sup> September. The school will send you a text message asking you to submit your interest for your child to attend an after school club. Please fill in the google form and club spaces will be allocated.
- The letter for clubs will be sent out next week.
- After school clubs run until 4:30pm.

# Online Safety!

We would like to remind carers and parents that children should be monitored when using a device connected to the internet.

Children are using a variety of apps such as Tik Tok and Youtube- please see <https://www.net-aware.org.uk/> to find out more information about the age restrictions, how safe the app is and what they are mainly used for.

Should you your child need to report any inappropriate or dangerous behaviour online please ensure they take a screenshot and report it to either [www.ceop.police.uk](http://www.ceop.police.uk), a member of staff or the admin of the app.

We will be re launching our Online Safety team, which will include parents from Yr groups to share their concerns about online and what the school and community can do to support.

<https://www.nspcc.org.uk/keeping-children-safe/online-safety/#guides>

# Searching Online and using Youtube

<https://swiggle.org.uk/>

<https://www.kiddle.co/>



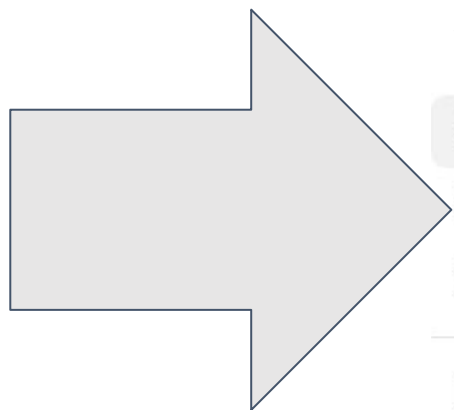
# Youtube Shorts...



YouTube shorts app is a feature that allows users to create short videos not longer than 60 seconds on their mobile devices. YouTube shorts have grown over the years, and some common trends of YouTube shorts are exercise tips, dance challenges, pet videos, funny skits, and many more.


One of the dangers of letting your kids watch and upload YouTube Shorts is that there's no privacy whatsoever. If your kid uploads a YouTube Shorts video, anyone can view and use it.

There are several harmful and inappropriate content continually popping up on YouTube Shorts. Although there are several fun videos to be found on YouTube Shorts, you can't control the content that pops up when you're on the feed



— YouTube


 Home

 Shorts

 Subscriptions

 Library


 History

 Watch later

 Liked videos

Explore

 Trending

 Music

 Live

 Gaming

 News




All

Music

Gaming

Dinosaur



Launch your Shopify store for  
£1/month during your trial.

Ad · Shopify

Free trial 



♪ That's a Boundary!

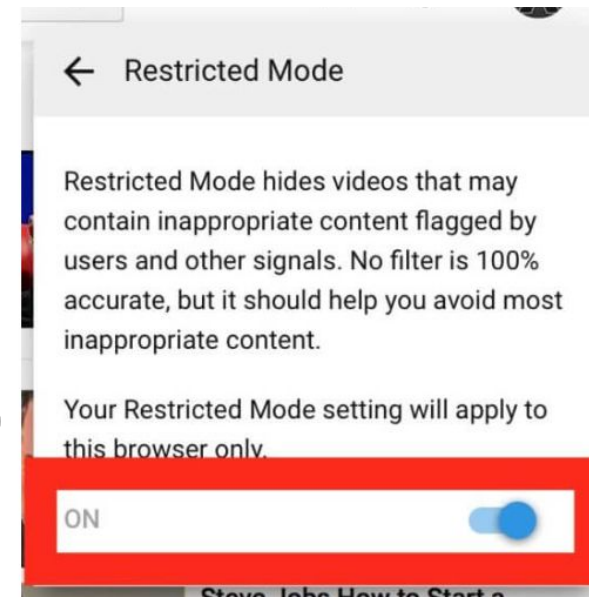
# Recommend

Youtube Kids (although still need to be careful of content)

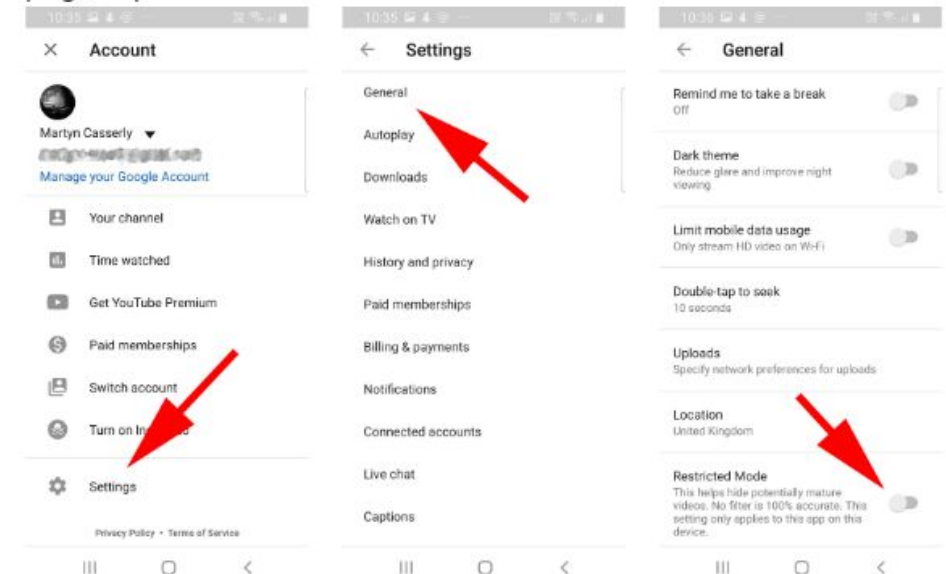
Restricted mode

Parental control apps.

For parents wishing to improve their privacy and parental controls on their device, please email admin and request support from our IT technician.



- On this page, tap the 'restricted mode' slider.



# Useful Youtube Information Links

<https://oldpalaceprimary.co.uk/wp-content/uploads/2023/07/parental-control-youtube-kids-app.pdf>

<https://oldpalaceprimary.co.uk/wp-content/uploads/2023/07/parental-controls-YouTube-restricted-mode.pdf>



‘Twitter’



To help children understand how to use social media safely, and to be able to share our school learning with the parents we have school social media accounts on the platform X (formerly known as Twitter).

The consent forms you filled out previously for your child/children will remain in effect. If you wish to change your consent, please do so by emailing the school office and asking them to update for you.

We never post names of the children or identifying details of them to our social media accounts. If you have not given consent for your child to appear on our social media page, their faces will not be shown in photos.

# Parental Engagement!

Parent Council coming soon!

Coffee morning is on a Thursday. Often these have a guest speaker. Once each half term, we also have a parents' voice event, where parents have the opportunity to provide feedback and suggestions.

The school provides a range of curriculum workshops. These are added to the calendar on the school website and details are also sent out via text.

If you email the school, it can take up to 10 working days for the school to respond. Therefore if the matter is urgent, it is best to telephone the school



# Science curriculum and safeguarding

<b>National Curriculum</b>	<b>Key Stage 1:</b>
----------------------------	---------------------



<b>Science (Statutory)</b>	<ul style="list-style-type: none"><li>• identify, name, draw and label the basic parts of the human body and say which part of the body is associated with each sense.</li><li>• notice that animals, including humans, have offspring which grow into adults</li><li>• describe the importance for humans of exercise, eating the right amounts of different types of food, and hygiene</li></ul>
----------------------------	--

When resourcing lessons, the school is committed to using diagrams, rather than photographs. The school will not use external speakers or published schemes to deliver RSH lessons. Instead Old Palace school will develop bespoke resources. These will be shared with parents, at year group meetings, prior to the commencement of RSE lessons.

# Safeguarding and the curriculum

**Safeguarding** - LBTH recommends that children are taught in Key Stage 1 about naming of the sexual body parts, as a safeguarding issue. This is so pupils can report abuse if it happens or so that they can accurately report medical symptoms if they are unwell. The more children are able to name the sexual body parts and to know about appropriate and inappropriate touch, the more they are protected from abuse.

Pupils will also be taught about stable, caring, healthy family life and friendships and how to recognise if or when relationships are making them unhappy or unsafe. Lessons will cover staying safe both online and offline, how to identify risks online, harmful online content and contact and how to report it. Pupils will also learn how to seek help and advice from others.

LBTH also recommends that lessons about puberty begin in Year 4, to prepare children for puberty and menstruation for girls, before it occurs.

At Old Palace school we have chosen to place the naming of the sexual body parts into the **statutory** part of the (Relationships Education / Science) curriculum in KS1. This vocabulary will be taught using a doll of a boy and a doll of a girl. The children will not be asked to read or write the words. The recommended words to be taught in Key Stage 1 are:

- Nipples
- Penis
- Testicles
- Vulva
- Vagina
- Anus

Previous Learning: The children explored senses in depth in

Educational Visit: Science Museum

Key Knowledge & Concepts
<ul style="list-style-type: none"><li>• identify, name, draw and label the basic parts of the human body and say which part of the body is associated with each sense.</li><li>• Understand the impact of a loss of one of the 5 senses</li><li>• distinguish between an object and the material from which it is made</li><li>• identify and name a variety of everyday materials, including wood, plastic, glass, metal, water, and rock</li><li>• describe the simple physical properties of a variety of everyday materials linked to their own houses</li><li>• compare and group together a variety of everyday materials on the basis of their simple physical properties.</li><li>• Identify using specific materials for specific functions around their homes</li></ul>





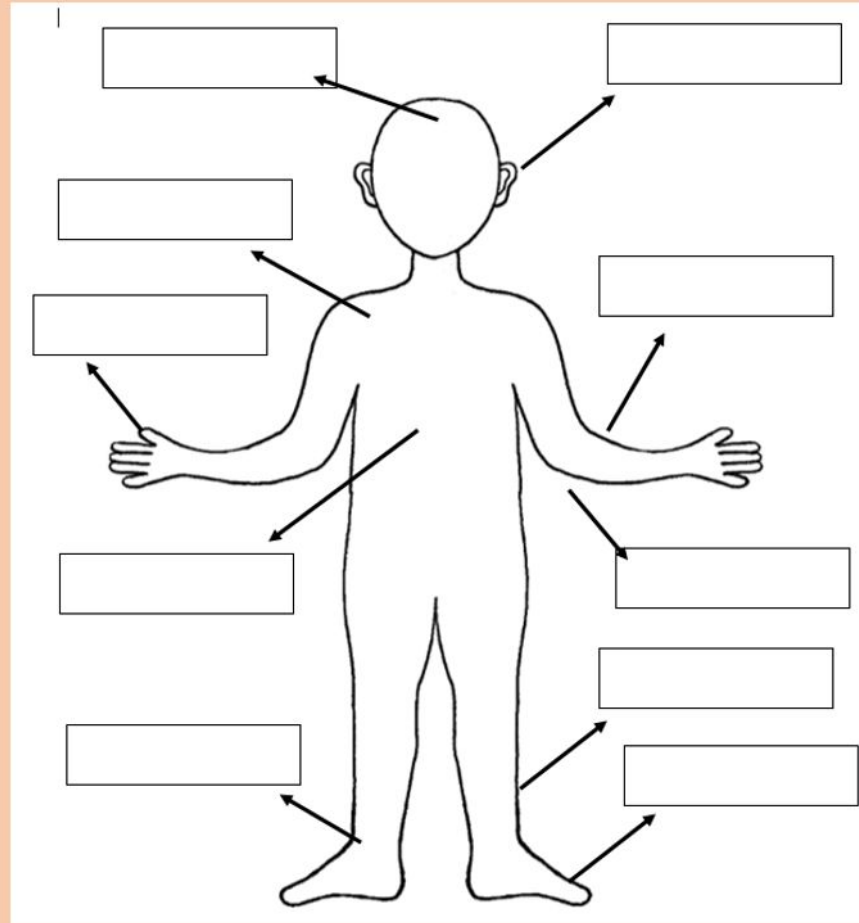
## Privates are private



Your underwear covers up your private parts and no one should ask to see or touch them. Sometimes a doctor, nurse or family members might have to. But they should always explain why, and ask you if it's OK first. Remember, what's in your pants belongs only to you.

# Naming the body parts

Can you  
label the  
body parts?



ankle  
shoulder  
leg  
arm  
feet  
hand  
head  
ears  
elbow  
chest



# Science curriculum

*Let's recap what we have learned so far:*

<https://www.bbc.co.uk/bitesize/topics/z9yycdm/articles/zxy987h>

*What does each body part help us to do?*



*see*




*hear*



*smell*



*feel/touch*



*taste*

At Old Palace we are committed to protecting children and families against discrimination, whether knowing or unintentional. This includes discrimination against people's religion, culture or sexuality, to name just a few of the Protected Characteristics in the Equality Act. The Department for Education statutory guidance strongly encourages and enables schools to teach LGBT content, in the context of different types of families.

At Old Palace School we have chosen to follow the LBTH recommendation with regards to LGBT content, in the context of different types of families. With due regard to all relevant evidence, this has been placed into the **statutory** part of the curriculum in Year 1, when children receive factual information about different types of families, including single parents, same sex parents, adoption and those living alone.

# The Family Book

To know who lives in a home

*In my house, I live with my...*