

















Phase 2 grapheme information support sheet









Phase 2 – Set 1

Grapheme and mnemonic		Pronunciation	Letter formation phrase	
s	 snake	Show your teeth. Let sssss hiss out.		Start at the snake's eye, slide down and around to its tail.
a	 apple	Open your mouth wide. Make the a sound at the back of your mouth, a a a .		Start at the stalk, go around the apple and down to the leaf.
t	 turtle	Open you lips. Put the tip of your tongue behind your teeth and press t t t .		Start at the turtle's head, go down shell to the tail, then across the top arms.
p	 parrot	Put your lips together. Push them open and say p p p .		Down from the parrot's hair to the tail, back up and round the parrot.









Phase 2 – Set 2

Grapheme and mnemonic		Pronunciation	Letter formation phrase	
i	 insect	Pull your lips back and make the i sound at the back of your mouth, i i i .		Down the insect's body and dot the head.
n	 nest	Open your lips a bit, put your tongue behind your teeth and make nnnnn .		Down the first egg, back up and over the second egg to the nest twig.
m	 mask	Put you lips together and make the mmmmm sound.		Down the mask, up and over, down the nose, up and over, down to the string.
d	 dog	Put your tongue behind your teeth and make a quick d sound, d d d .		Around the dog's body, up to its head and down to its tail.









Phase 2 – Set 3

Grapheme and mnemonic		Pronunciation	Letter formation phrase	
g	 girl	Open your mouth, press middle of your tongue to top of mouth, push tongue down and forward, make g sound, g g g .		Start at the hairband, round the girl's face and down the hair.
o	 orange	Make your mouth into a round shape and say o o o .		Start at the flower stalk and go round the orange.
c	 cat	Open your mouth, lay your tongue flat and move it towards the top of your mouth, c c c .		Start at the cat's head and curl round the cat to its tail.
k	 koala	Open your mouth, lay your tongue flat and move it towards the top of your mouth, k k k .		Down the koala, back down its arm and out down its leg.









Phase 2 – Set 4

Grapheme and mnemonic		Pronunciation	Letter formation phrase	
ck	 clock	Open your mouth, lay your tongue flat and move it towards the top of your mouth, ck ck ck .		tick tock clock
e	 egg	Open your mouth wide and say e e e .		Round the egg yolk and down round the egg white.
u	 umbrella	Open your mouth wide and say u u u .		Down, around, up and down the umbrella.
r	 rabbit	Show your teeth and make a rrrrr sound, rrrrr .		Down the rabbit's ears to its tail, then up and over the rabbit's head.







Phase 2 – Set 5

Grapheme and mnemonic		Pronunciation	Letter formation phrase	
h	 house	Open your mouth and breathe out sharply, h h h .		Down the chimney to the door, up over the roof, and down the steps.
b	 bear	Put your lips together and say b as you open them, b b b .		Down the bear's head to its tail, back up and round the bear's tummy.
f	 fish	Put your teeth on your bottom lip and push the air to out, ffff .		Over the fish's head, down the body all the way to the tail, then across its fins.
l	 leaf	Open your mouth a little, put your tongue at the top of your mouth, behind your teeth and press, llll .		Down the leaf to the stalk.

Phase 3 – Set 6

Grapheme and mnemonic		Pronunciation	Letter formation phrase	
j	 jug	Pucker your lips and show your teeth then use your tongue as you say j j j .		Down the jug, below the juice, round the bottom, then dot the top.
v	 vest	Put your teeth on your bottom lip and make a buzzing sound, vvvvv .		Down and up the vest.
w	 whales	Pucker your lips as you say w w w .		Down and up the first whale then down and up the second whale.
x	 box	Start with your mouth open, then push the cs/x sound through as you close your mouth cs .		Start at the top, then across to the bottom of the box. Start at the top, then across to the bottom of the box.

Phase 3 – Set 7

Grapheme and mnemonic		Pronunciation	Letter formation phrase	
y	 yoyo	Smile and open your mouth a little, say y y y .		Down around and up the yoyo, then down and around the string.
z	 zap	Show your teeth and then buzz the z sound, zzzzz .		Zip across, zag down and zip across the zap.
qu	 queen	Pucker your lips and then open your mouth as you say qu qu qu .		Start at the crown, round the queen's face back to the crown, then down the hair to the flick.

To hear the pronunciations of the sounds

Go to: <https://www.the-partnership.org.uk/school-improvement/the-partnership-phonics-programme>

Scroll to the bottom of the page and you will see the clips you need to watch:

 **THE Partnership Phonics Programme**

Phase 2 sounds

This short video shows you how to pronounce each sound taught in phase 2, in the order the sounds are taught in this programme.

[How to pronounce Phase 2 sounds](#)

 **THE Partnership Phonics Programme**

Phase 3 sounds

Part 1

This short video shows you how to pronounce each sound taught in phase 3 part 1, in the order the sounds are taught in this programme.

[How to pronounce Phase 3 \(part 1\) sounds](#)