



Reception




# Typical day in Reception



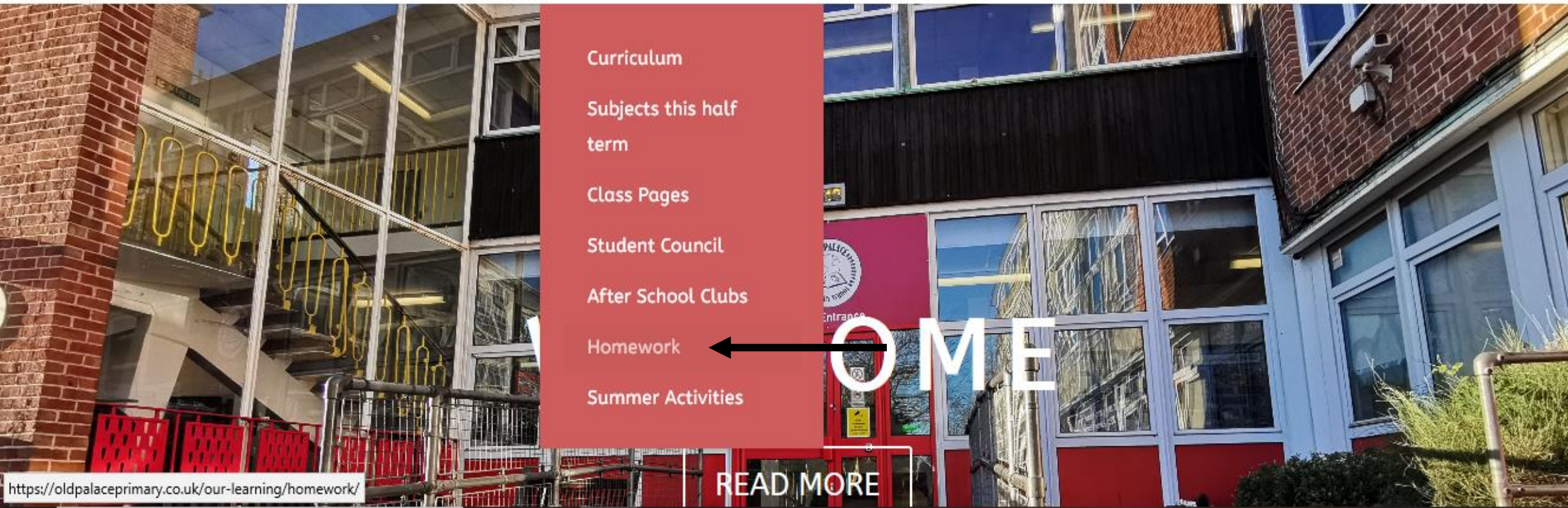
	9.00 9.10 am	9.10-9.30	9.30 - 11.00	11.00-11.15	11.15-11.30	11.35-12.00	12.15-1.15	1.15-1.25	1.25-1.45	1.45-2.30	2.35- 2.50	2.50-.3.00
Mon	<b>Registration &amp; Hand washing</b>	Phonics  Letter and Sounds	Free flow  Children engage in self-selected activities between indoors and outdoors.  Outdoors open from 10am  Tidy up  All chn must wash hands before sitting on the carpet	Carpet time  English  Core text  whole class phonics  (Phase 1 aspects 6/7))  adults set up lunch tables  & deep clean as per rota	Lunchtime preparation  Allergen pupils to have their allergy lanyards worn before being served and should be served first.	<b>Lunch Time in Class</b>	12.15-12.30  chn wash hands  whole class topic session  Support staff clean up tables and set up activities  12.30-1.15  Outdoor play	Outdoor tidy up  Inside & Wash hands  Registration	Carpet time  Maths - whole class	Free flow  Children engage in self-selected activities  Outdoor play 2.00-2.30  wash hands entering from outdoor play  tidy up inside 2.30	Carpet time  Reflection of day  Story time 2.35 - 2.50	Coats on and Work handouts  Dismissal at 3.00pm

# Homework and Website

- Currently sending homework packs for the half term.
- Reading & Keywords
- Maths
- English (Core Text)
- Half term booklets
- <https://oldpalaceprimary.co.uk/>



Our School ▾ Our Learning ▾ Parents ▾ Information ▾ Latest ▾



- Curriculum
- Subjects this half term
- Class Pages
- Student Council
- After School Clubs
- Homework
- Summer Activities

HOME



READ MORE





# Home Reading



## How to help at home-Sharing books.

- Read to your child whenever you can.
- Try to make it a special time in a quiet setting.
- Read and re-read a range of texts.
- Choose texts that will interest your children.
- Read with puppets.
- Use technology eg read a story from the ipad.
- Take your child to the local library.
- Children who are read to regularly up to the age of 8 achieve better in all curriculum areas.





# Pre-reading skills

Before children begin to read a book by themselves they need to know:

- the difference between the picture and the words.
- print moves from left to right in English. (Which way do I read?)
- the difference between letters and words.
- there are spaces in between words.
- to point to the words with their finger.(1:1 matching)

Home reading



READ



READ



READ

- Your child is sent home with a story book and phonics book
- Please encourage your child to use the illustrations to help them to work out the words and they can retell the story using the picture cues.
- Books will also help reinforce pointing to the words and learn new common words (key words/High frequency words).
- As children progress with phonics they will begin to use their phonic knowledge to segment and blend words.
- Please read the books sent home with your child throughout the week.

# Useful Websites

Suggested websites to help support your child.

There are lots of websites you can access with your children e.g.

- [www.literacytrust.org.uk](http://www.literacytrust.org.uk)
- [www.twinkl.co.uk](http://www.twinkl.co.uk)
- [www.bbc.co.uk](http://www.bbc.co.uk)
- [www.booktrust.org.uk](http://www.booktrust.org.uk)



# Assessments

## Early Years Foundation Stage

- **Baseline** (on entry level of ability)
- **Phonics** (letter sound correspondence)
- **Key words** (High frequency words)



# Curriculum

- 7 areas of Learning (PSED, CL, PD, L, M, UW, EAD)
- Half termly topic Autumn term Myself & Transport
- Phonics in Ability groups
- Maths & English in ability groups
- Targeted Interventions

# Change of pick and drop off times

## Morning Drop Offs Changes:

Year Group	Drop Off Time	Location
Reception & siblings	9:00– 9:05am	Bruce Road entrance
Year 1 & siblings	8.45-8.50am	Bruce Road entrance
Year 2	9:00 – 9:05 am	St Leonard’s Street – left gate
Year 3	9:15 – 9:20 am	St Leonard’s Street – right gate
Year 4	9:00 – 9:05 am	St Leonard’s Street – right gate
Year 5	9:15 – 9:20 am	St Leonard’s Street – left gate
Year 6	8:45 -8.50am	St Leonard’s Street – right gate

## **Changes:**

**Reception** and **Year 1** will start earlier to increase the amount of teaching time

The time period when children arrive will reduce from 15 to 5 minutes, as most children already arrive within 5 minutes – again this will increase teaching time

Pupils in **Year 1** and **Reception** must be dropped off at the **Bruce Road** gate along with their siblings. All other years will use the St Leonard’s Street gates.

# Change of pick and drop off times

## End of Day Collection:

Year Group	Time	
Reception & siblings	3.00 pm	Bruce Road entrance
Year 1	2.45pm	St Leonard's Street – left gate
Year 2	3:00 pm	St Leonard's Street – left gate
Year 3	3.15 pm	St Leonard's Street – right gate
Year 4	3:00 pm	St Leonard's Street – right gate
Year 5	3:15 pm	St Leonard's Street – left gate
Year 6	2:45 pm	St Leonard's Street – right gate

## **Changes:**

**Reception** children will now leave later at 3pm and will be dismissed from the **Bruce Road** gate

The **siblings of pupils in Reception** will be taken to the **Bruce Road** gate, so all the children in the family can be collected together from Bruce Road at **3pm**.